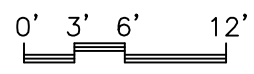
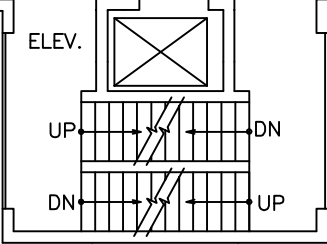


UNIT B

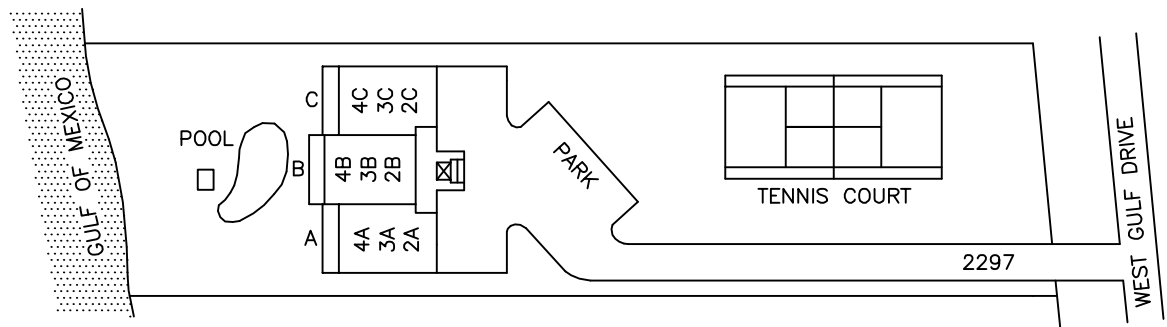
APPROX. SQ. FT.	
LIVING AREA	2020
NON-LIVING AREA	+280
TOTAL	2300

UNIT C

APPROX. SQ. FT.	
LIVING AREA	1900
NON-LIVING AREA	+300
TOTAL	2200



Approximate Scale: 1" = 12'



SITE PLAN
NO SCALE

(9 Units)
POINCIANA-075